

# Adding your details to our new “Find a Celebrant” feature

Suggestion: Write down your information in a Word document beforehand to copy and paste into the online form later

Register with us using your email and create a password

You'll be taken to a page to add your details

Suggestion: First watch the video on [how to add your address/location](#)

Fill in your details and at the bottom click **REVIEW YOUR LISTING**

You'll be shown a preview of your listing. If it looks fine click **SUBMIT**

**When you submit this listing, it remains private and hidden, until we publish it. This may take a day or so.**

This is to stop just anyone adding their details. This also means that you will not be able to make any changes to it until then.



# Editing your existing details on our new “Find a Celebrant” feature

**You can only edit your details once we have published them.**

This may take a day or so after you first submit it.  
Until then your listing remains private and hidden.

[Login](#) to our site using your email as Username and your password

Find your entry and then click on your name

Click on  [Edit this Post](#)

Fill in your details and at the bottom click [REVIEW YOUR LISTING](#)

You'll be shown a preview of your listing. If it looks fine click [UPDATE NOW](#)

Your changes should be immediate

Login to Green Fuse web site


Username

Password

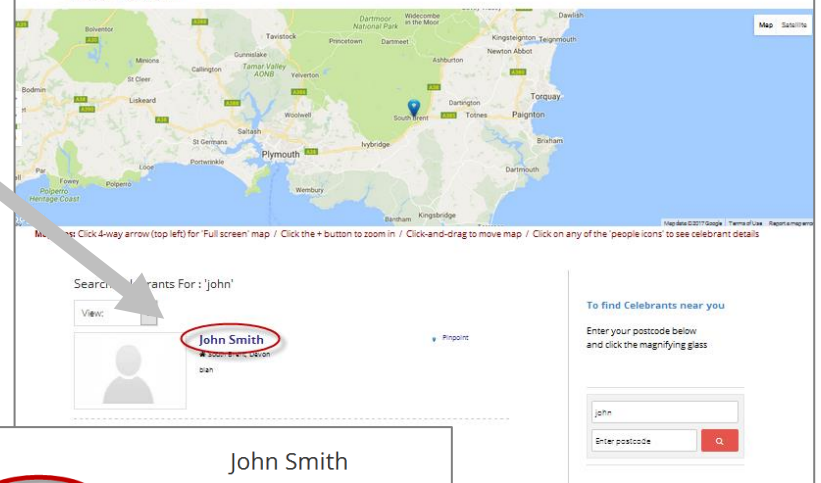
[LOG IN](#)

REMEMBER?


[Register](#)



Find a Celebrant



John Smith

 [Edit this Post](#)

Profile

blah

